
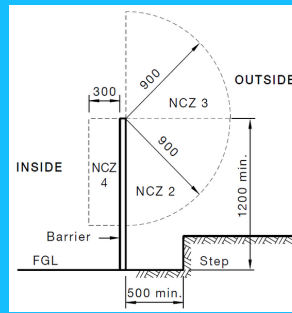



Pre-Inspection Checklist

Use this as a pre inspection checklist. It will help you prepare for your booked in inspection and give you an idea on some of the safety points we check. If you have non-compliance issue, there is always a solution. Our team is here to help, speak to us about booking a pool inspection today.



Pool fence non-climbable zones (NCZ) are clear of any objects, furniture, trees, dense vegetation, horizontal rails, etc.

Nothing within 90cm on outside and 30cm on inside of the pool fence.

Boundary fence height = 1.8M, measured inside pool area only.

Any objects including pot plants must be minimum 50cm away from base of fence.

Boundary fence non-climbable zone, a 90cm quadrant, clear of trees, dense vegetation, no horizontal rails, indents or protrusions.

Gate Latch Height = 1.5M

Gate Height = 1.2M

Gate opens outwards, away from the pool area.

Gate must self-close and lock, test by holding open and releasing at different positions, even close to rest.

Key notes on your CPR resuscitation sign:

- Good condition, not faded, text is clearly visible & easy to read
- Printed post 2019, now includes 'children should be Actively supervised'
- Notes DRSABCD; Danger, Response, Send For Help, Airway Breathing, CPR, & Defibrillation Prompts
- Clearly visible from inside the pool area